



Quality
Meets Excellence



MARUTITM
P N E U M A T I C S

INDUSTRIAL HIGH PRESSURE
AIR COMPRESSOR UPTO **400 BAR** PRESSURE



Quality

Efficiency

Reliability

HIGH PRESSURE AIR COOLED COMPRESSOR




Product Feature :

- Compact high-pressure air Compressor
- Its oil consumption, noise and vibration are low
- Its requires low maintenance expense and enables simple operation
- Customized according to customer requirements

| Model | SF - 60/100 | SF - 72/60 | SF - 72/80 |
|--|---------------|---------------|---------------|
| Rated discharge pressure (m ³ /h) | 60 | 72 | 72 |
| Rated discharge pressure (Mpa) | 10 | 6.0 | 8.0 |
| R.P.M. | 730 | 800 | 800 |
| Motor Power (KW) | 18.5 | 15 | 15 |
| Weight (KG) | 470 | 400 | 550 |
| Boundary dimension (mm) | 1400x900x1000 | 1400x900x1000 | 1400x900x1000 |

HIGH PRESSURE AIR COOLED COMPRESSOR




Product Feature :

- Compact high-pressure air Compressor
- Its oil consumption, noise and vibration are low
- Its requires low maintenance expense and enables simple operation
- Customized according to customer requirements
- PLC intelligent control; Pressure digital display at all levels, automatic start and stop of high and low pressure, automatic alarm and shutdown of low level, phase sequence protection high temperature alarm and automatic blowdown

| Model | SF - 42/150 | SF - 42/200 | SF - 36/250 | SF - 36/300 |
|--------------------------------|---------------|---------------|---------------|---------------|
| Rated discharge volume | 42 | 42 | 36 | 36 |
| Rated discharge pressure (Mpa) | 15 | 20 | 25 | 30 |
| R.P.M. | 850 | 850 | 850 | 970 |
| Motor Power (KW) | 15 | 15 | 15 | 15 |
| Weight (KG) | 450 | 450 | 450 | 480 |
| Boundary dimension (mm) | 1500x600x1030 | 1500x600x1030 | 1500x600x1030 | 1500x600x1030 |

HIGH PRESSURE AIR COOLED COMPRESSOR




Product Feature :

- Compact high-pressure air Compressor
- Its oil consumption, noise and vibration are low
- Its requires low maintenance expense and enables simple operation
- Customized according to customer requirements

| Model | SF - 72/300 | SF - 72/250 | SF - 90/200 | SF - 90/150 |
|--------------------------------|------------------|------------------|------------------|------------------|
| Rated discharge volume | 1.2 | 1.2 | 1.5 | 1.5 |
| Rated discharge pressure (Mpa) | 30 | 30 | 20 | 15 |
| R.P.M. | 800 | 800 | 950 | 950 |
| Motor Power (KW) | 30 KW | 30 KW | 30 KW | 30 KW |
| Weight (KG) | 950 | 950 | 950 | 950 |
| Boundary dimension (mm) | 2000x 1150 x1100 | 2000x 1150 x1100 | 2000x 1150 x1100 | 2000x 1150 x1100 |

HIGH PRESSURE AIR COOLED COMPRESSOR




Product Feature :

- Compact high-pressure air Compressor
- Its oil consumption, noise and vibration are low
- Its requires low maintenance expense and enables simple operation
- Customized according to customer requirements
- PLC intelligent control; Pressure digital display at all levels, automatic start and stop of high and low pressure, automatic alarm and shutdown of low level, phase sequence protection high temperature alarm and automatic blowdown

| Model | Rated discharge volume | Rated discharge pressure (Mpa) | R.P.M. | Motor Power (KW) | Boundary dimension (mm) | Weight (KG) |
|------------|------------------------|--------------------------------|--------|------------------|-------------------------|-------------|
| SF-150/400 | 2.5 | 40 | 1450 | 55 X 1.2 | 2400X1450X1400 | 1800 |
| SF-120/400 | 2 | 40 | 1170 | 55 | 2400X1450X1400 | 1750 |
| SF-150/350 | 2.5 | 35 | 1450 | 55 | 2400X1450X1400 | 1800 |
| SF-120/350 | 2 | 35 | 1170 | 45 | 2400X1450X1400 | 1750 |
| SF-120/250 | 2 | 25 | 1170 | 45 | 2400X1450X1400 | 1750 |
| SF-120/150 | 2 | 15 | 1170 | 37 | 2400X1450X1400 | 1600 |
| SF-270/100 | 4.5 | 10 | 1170 | 75 | 2400X1450X1400 | 2000 |

HIGH PRESSURE AIR COOLED COMPRESSOR



Product Feature :

- Compact high-pressure air Compressor
- Its oil consumption, noise and vibration are low
- Its requires low maintenance expense and enables simple operation
- Customized according to customer requirements
- PLC intelligent control; Pressure digital display at all levels, automatic start and stop of high and low pressure, automatic alarm and shutdown of low level, phase sequence protection high temperature alarm and automatic blowdown

| Model | Rated discharge volume | Rated discharge pressure (Mpa) | R.P.M. | Motor Power (KW) | Boundary dimension (mm) | Weight (KG) |
|------------|------------------------|--------------------------------|--------|------------------|-------------------------|-------------|
| SF-90/400 | 1.5 | 40 | 980 | 37 | 2300X1650X1400 | 1600 |
| SF-90/350 | 1.5 | 35 | 980 | 37 | 2300X1650X1400 | 1600 |
| SF-90/250 | 1.5 | 25 | 980 | 30 | 2300X1650X1300 | 1500 |
| SF-90/150 | 1.5 | 15 | 980 | 30 | 1800X1300X1300 | 1500 |
| SF-180/250 | 3 | 25 | 980 | 55X1.2 | 2400X1500X1400 | 1800 |
| SF-180/150 | 3 | 15 | 980 | 55 | 2400X1450X1400 | 1750 |
| SF-180/100 | 3 | 10 | 980 | 55 | 2400X1450X1400 | 1800 |

Follow us on :



Factory Address

Plot No. 12, Survey No.70, Lalpar Industrial Estate-1,
B/H - Shreeji Gold Vittrified, Lalpar,
8-A National Highway, Morbi - 363642. (Gujarat) INDIA.

Web. : www.marutipneumatics.com
E-mail : sales@marutipneumatics.com



Contact No. : +91 93777 70702